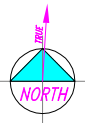





EXISTING SITE PLAN

SCALE : 1" = 80'-0"



LEGEND

-  EXISTING ASPHALT PAVING
-  EXISTING CONCRETE PAD
-  EXISTING COMPACTED GRAVEL

<b>FLEETWOOD ENTERPRISES INC.</b> HOUSING GROUP INDUSTRIAL ENGINEERING	
LOCATION : FLEETWOOD HOMES OF GEORGIA, INC.	
DATE : 9 / 12 / 2002	SHEET TITLE : EXISTING SITE PLAN
DRAWN BY : SERGIO TEJADA	
APPROVED BY : TERRY HIGGINS	PLANT No. : 75-1 & 75-2 ALMA
SCALE : 1" = 80'-0"	DWG. NUMBER : 75AB-01E SMT. 1 OF 1